

VIRTUAL PRIVATE NETWORK (VPN) AND ANDROID

1. Installing the Fortinet SSL VPN Client for use at Birkbeck – using Android devices

The Virtual Private Network enables a secure connection between a remote device or network and Birkbeck.

Once installed the remote computer is authenticated and securely connected to the college network and can function as if directly connected locally to it.

A word (and warning) about the Virtual Private Network (VPN)


The Virtual Private Network enables a secure connection between a remote device or network and Birkbeck. In addition, it places the device on the Birkbeck network, allowing access to electronic resources as if at Birkbeck. However, this also means that all internet traffic from that device is travelling via Birkbeck too. In cases of misuse of the network, and the most common complaint we receive relates to copyright infringement, any complaint will be received by Birkbeck directly and acted upon immediately with the removal of the device or connection to the network. Staff should only connect to the VPN when they need it, and should not connect while undertaking personal internet surfing etc. Please note that some restrictions on network traffic allowed through the VPN are in place to limit Birkbeck's exposure to complaints.


Please note also that if you are working from home extensively, you may run into limits imposed by your ISP in the amount of data you are allowed to transfer. A typical VPN/RDC session is likely to download 40-50Mb of data an hour (dependent on activity).

2. Instructions

On android, go to the play store, and enter Forticlient And search.

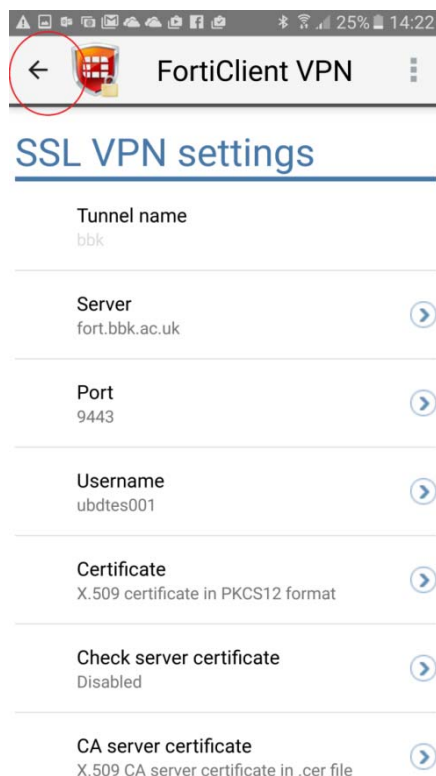
Open the application



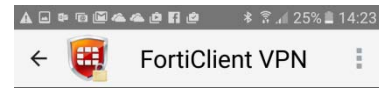


Hit “New VPN”, then give it a name, and select SSL VPN, and hit create

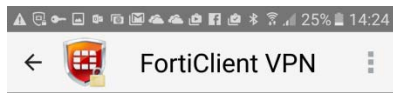
Add the server name, fort.bbk.ac.uk, port 9443, and your username , then return to the previous screen by hitting the back arrow (circled),



and then hit “Connect” and enter your password.



Once connected, the image changes to that illustrated below.



bbk



bbk

Current Session: 0:17
Remote: 193.61.17.250
Local: 10.214.136.2

Connect

Settings

Disconnect

Settings

Note the shield and key symbols at the top of the screen to show you are connected.



To disconnect, return to the Forticlient app, and hit “Disconnect”

