

Birkbeck Wifi guest registration.

Comments welcome on any of the screens.

The process is:

1) Visitor connects a device to BBK-Guest SSID

2) For most devices a web page will popup (otherwise start a web browser).

Options:

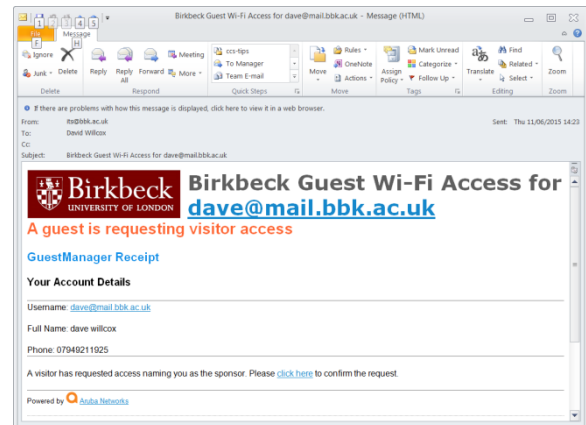
1. Enter a previously registered username (email address)/password;
2. View the *terms of use*
3. Click on the *eduroam* link to view our eduroam pages and configure a device.
4. Or *click here* to create an account, which brings up the following:

Sponsor is the member of staff authorising the account, and where Schools and Depts have requested access to the system, they should appear in the drop down, and be in the correct AD group to allow access.

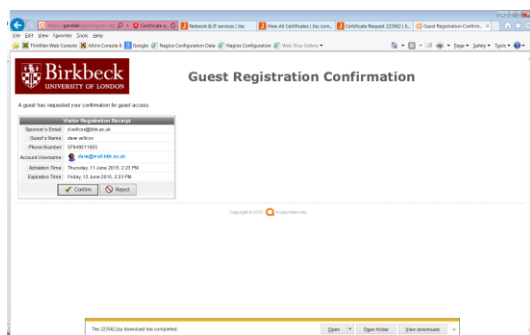
The phone number is needed if an SMS message is to be sent to the requestor.

3) The user will receive the screen on the right, and note that the *Account Status* is disabled.

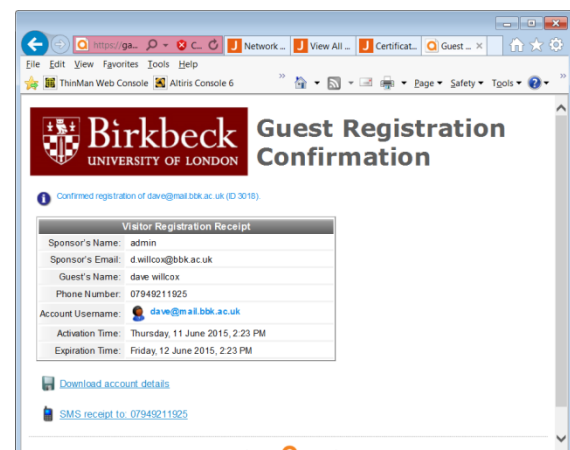
4) The sponsor will receive an email message which contains a link to go to the guest portal.



5) Going to the portal and logging in using a regular Birkbeck username and password, will present:



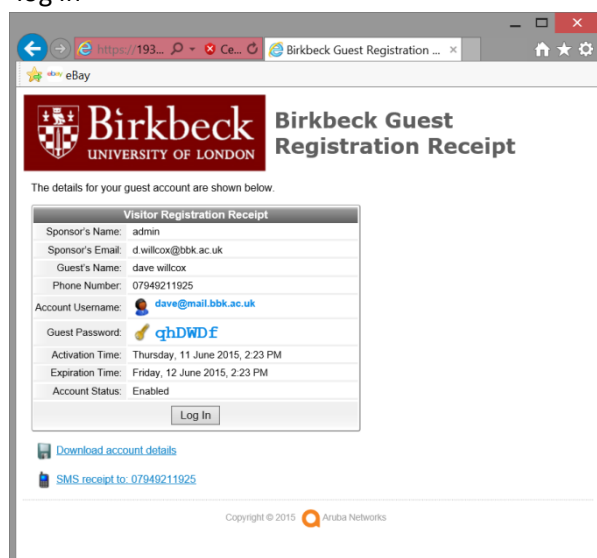
And when confirmed (by clicking on the “confirm” button):



Note the link at the bottom to send an SMS receipt if required.

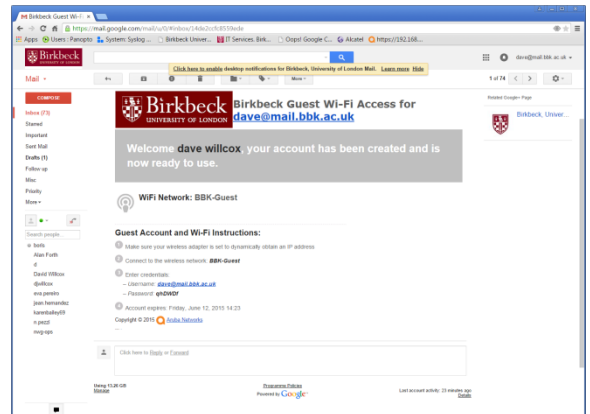
6) Back at the user making the request:

The Account Status changes to “enabled”, and the user can request their own SMS receipt, and/or click “log in”



7) The user will also receive an email message of confirmation:

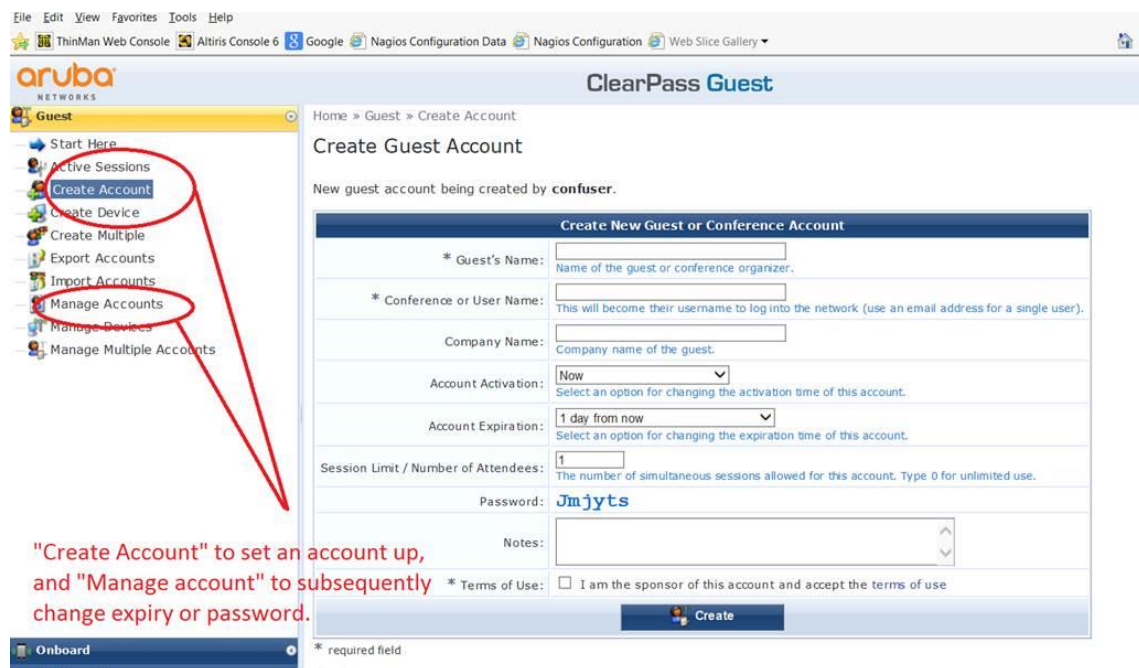
Default account lifetime is one day. See below if you need to change expiration dates.



Troubleshooting or setting up advance accounts:

<https://gandaki.bbk.ac.uk/guest> for creation of accounts in advance

To create an account:



To manage an account, including changing a password or expiration date:

File Edit View Favorites Tools Help

ThinMan Web Console Altiris Console 6 Google Nagios Configuration Data Nagios Configuration Web Slice Gallery

aruba NETWORKS

ClearPass Guest

Support | Help | confuser (Help)

Guest

- Start Here
- Active Sessions
- Create Account
- Create Device
- Create Multiple
- Export Accounts
- Import Accounts
- Manage Accounts
- Manage Devices
- Manage Multiple Accounts

Conference [Guest] Active 52 minutes ago 2015-07-10 14:26

conference1 [Guest] Active 40 minutes ago 2015-10-07 14:40

dwtest [Guest] Active 53 minutes ago 2015-07-10 14:25

Reset password Change expiration Remove Edit Sessions Print Show Details

To update the properties of this guest account, use the form below:

Edit Account

* Guest's Name: dwtest Name of the guest.

* Username: dwtest Name of the account.

Account Activation: (No changes: Account is active) Select an option for changing the activation time of this account.

Account Expiration: (No changes: 2015-07-10 14:25:50) Select an option for changing the expiration time of this account.

Account Lifetime: N/A The amount of time after the first login before the account will expire and be deleted.

Total Allowed Usage: (No changes) Select an option for changing the allowed usage time of this account.

Account Role: (No changes: [Guest]) Role to assign to this account.

* Password: (No changes) Select an option for editing the guest account's password.

Session Limit: 1 The number of simultaneous sessions allowed for this account. Type 0 for unlimited use.

1. Highlight the account you want to edit

2. click on edit to make changes (eg password)

3. click on the drop down for options.

Onboard Configuration

To look at logging if needed:

<https://gandaki.bbk.ac.uk/tips> for looking at the monitoring if you want to.

File Edit View Favorites Tools Help

ThinMan Web Console Altiris Console 6 Google Nagios Configuration Data Nagios Configuration Web Slice Gallery

aruba NETWORKS

ClearPass Policy Manager

Support | Help | Logout | confuser (Help Desk)

Monitoring

- Live Monitoring
- Access Tracker
- Accounting
- Analysis & Trending
- System Monitor

Monitoring > Live Monitoring > Access Tracker

Access Tracker Jul 09, 2015 15:21:46 BST

[All Requests] gandaki (193.61.49.61)

Auto Refresh

Last 1 day before Today

Filter: Request ID contains Go Clear Filter

#	Source	Username	Service	Login Status	Request Timestamp	
1.	193.61.49.61	RADIUS	6476ba94b180	bbk-guest MAC Authentication	REJECT	2015/07/09 15:20:39
2.	193.61.49.61	RADIUS	80006ebfd050	bbk-guest MAC Authentication	REJECT	2015/07/09 15:20:03
3.	193.61.49.61	RADIUS	80ea966224b9	bbk-guest MAC Authentication	REJECT	2015/07/09 15:20:03
4.	193.61.49.61	RADIUS	d0e1409771ee	bbk-guest MAC Authentication	REJECT	2015/07/09 15:18:05
5.	193.61.49.61	RADIUS	f099bf479f61	bbk-guest MAC Authentication	REJECT	2015/07/09 15:18:02
6.	193.61.49.61	RADIUS	d0e1409771ee	bbk-guest MAC Authentication	REJECT	2015/07/09 15:17:56
7.	193.61.49.61	RADIUS	68967bf01ae8	bbk-guest MAC Authentication	REJECT	2015/07/09 15:16:17
8.	193.61.49.61	RADIUS	68967bf01ae8	bbk-guest MAC Authentication	REJECT	2015/07/09 15:15:06
9.	193.61.49.61	RADIUS	68967bf01ae8	bbk-guest MAC Authentication	REJECT	2015/07/09 15:14:57
10.	193.61.49.61	Application	confuser	BBK ClearPass Guest Operator Login Service	ACCEPT	2015/07/09 15:14:17

Showing 1-10 of more than 10 records

Filter (eg username or mac address)

Clicking on the row gives more information

Monitoring tab and "Access Tracker"

Don't forget to edit the time period if needed.

Would you like to store your password for bbk.ac.uk? Why am I seeing this? Yes Not for this site

Copyright 2015 Aruba Networks. All rights reserved. Page 6.5.2.73729 on CP-VA-5K platform